

Public Notice



Mt. Crested Butte Water & Sanitation District
Regular Board Meeting Agenda
[Tuesday, July 9, 2024, 5:00 p.m.](#)

Please Follow the Link Below:

<https://zoom.us/my/mcbwsdboardmeeting>

Or by Phone Dial: 1-301-715-8592

Meeting ID: 255 390 9337 (press # for participant ID)

Online Password: 8F5HVz

Board Meeting Agenda

1. Call to Order
2. Citizens Comment Period
 - Citizens may make comments on items NOT scheduled on the agenda. Per Colorado Open Meetings Law, no Board discussion or action will take place until a later date, if necessary. You must sign in before speaking. Comments are limited to three minutes.
3. Approve Meeting Minutes
 - [June 11, 2024](#)
4. Collections Interceptor Line Discussion and Developers Comments
5. Saddle Ridge Ranch Estates Water Company Request, Discussion, and Potential Action
6. [District Manager Report](#)
7. [June 2024 Financial Report](#)
8. Legals
9. New/Old Business Before the Board
10. Executive Session
 - Consideration of an executive session to be held pursuant to C.R.S. § 24-6-402(4)(b) and (e)(I), which concern respectively, conferences with the District's general counsel for the purpose of receiving legal advice on specific legal questions and determining positions relative to matters that may be subject to negotiations; developing strategy for negotiations; and instructing negotiators in order to discuss the ATAD IGA share and the Collections Interceptor Line.
11. Potential Discussion and Action Regarding the ATAD IGA Share and the Collections Interceptor Line
12. Adjourn

The Board may address individual agenda items at their discretion as necessary to accommodate the needs of the Board and audience.

**MINUTES OF THE
REGULAR MEETING OF THE BOARD OF DIRECTORS OF THE
MT. CRESTED BUTTE WATER AND SANITATION DISTRICT
JUNE 11, 2024**

Regular Meeting of the Mt. Crested Butte Water and Sanitation District (District) Board of Directors was held at 5:00 pm on Tuesday, **June 11, 2024**, via <https://zoom.us/my/mcbwsdboardmeeting>.

Members of the Board of Directors in attendance at the Regular Board Meeting were as follows:
Nancy Woolf - Chair, Brian Brown - Board Member, Jonathan Ferrell - Treasurer, Nancy Grindlay - Vice-Chair and Jenn O'Brien - Board Member

Also present were:

Mike Fabbre - District Manager, Bryan Burks - Wastewater Supervisor, Tracy Davenport - Accounts Payable Coordinator, Kent Fulton - Finance Manager, Kyle Koelliker - Water Supervisor, Marcus Lock - District's Attorney, Kim Wisley - Recorder, Members of the public

Board Meeting Agenda

1. Call to Order

- The regular meeting of the Board of Directors was called to order by Woolf at 5:00 pm and a quorum was present.

2. Citizen Comment Period

- No citizens presented comments.

3. Approve Meeting Minutes

- May 7, 2024
- May 14, 2024

MOTION by Ferrell and seconded by Grindlay to approve the May 7, 2024 special meeting minutes as submitted. Motion voted in favor.

MOTION by Brown and seconded by Ferrell to approve the May 14, 2024 regular meeting minutes as submitted. Motion voted in favor.

4. District Manager Report

- Fabbre highlighted a few items and noted that additional items can be seen on the report included in the agenda packet.
- There will be a meeting held at the District office on Thursday, June 13, 2024 at 11:00 am for discussion with developers in the community regarding the impacts of their projects on the collections interceptor line capacity.
- Fabbre noted the recent laboratory sample results in exceedance of the daily maximum for potentially dissolved copper. Staff has started comprehensive sampling and is working to identify and resolve the issue as quickly as possible.

5. May 2024 Financial Report

- Fulton reported the District has received \$120K in tap fees and another \$95K tap fee is in process.
- Fulton highlighted two large invoices paid to Dietrich Construction from the water facility's "Repairs and Maintenance" fund as well as several consulting invoices that were paid out.
- Fulton asked for direction regarding the \$650K excess/unspent funds from the CWRPDA loan for the Water Treatment Plant Expansion Project. These funds could be used toward the upcoming August 2024 payment (the excess was not accounted for in the 2024 budget) or they could be deferred and budgeted for a payment in February 2025. It was decided to budget the funds for 2025.

MOTION by Woolf and seconded by Brown to approve the May 2024 Financial Report as submitted. Motion voted in favor.

6. Legals

- Lock reported he has been working on the following projects: The Water Master Plan, the Collections Interceptor Line, Misc Easements, ATAD IGA and Hunter Ridge Inclusion.
- Locked noted that the Water and Wastewater Cybersecurity, CISA, website is a comprehensive resource for the District's security.

7. New/Old Business Before the Board

- Fabbre reported there will be follow up to the Water Master Plan in the near future from Leonard Rice Engineering and the District has requested a proposal of a desktop analysis for a possible water well.
- There will be a going away party for Bryan Burks on June 27, 2024 at Jose’s in the Elevation Hotel.

8. Executive Session

- Consideration of an executive session to discuss the findings of the Employee Retention Committee and the results of the most recent staff survey (the “Subject Matter”) pursuant to C.R.S. § 24-6-402(4)(b) for the purpose of receiving legal advice on specific legal questions from the District’s general counsel on the Subject Matter, C.R.S. § 24-6-402(4)(e)(l), to determine positions relative to matters that may be subject to negotiations, developing strategy for negotiations, and instructing negotiators with respect to the Subject Matter, and C.R.S. § 24-6-402 4(f)(l) regarding personnel matters related to the Subject Matter, but NOT involving any specific employees who have requested discussion of the matter in open session; any member of this body or any elected official; the appointment of any person to fill an office of this body or of an elected official; or personnel policies that do not require the discussion of matters personal to particular employees.

MOTION by Woolf and seconded by O’Brien to enter into Executive Session at 5:33 pm with no District staff remaining for the discussion. Motion voted in favor.

MOTION by Brown and seconded by Grindlay to exit the Executive Session at 7:14 pm. Motion voted in favor

9. Potential Discussion and Action regarding the Employee Retention Committee and Staff Survey

- The Committee will continue their work and will be conducting more surveys.
- It was decided that the Board will seek assistance from a third-party HR consultant regarding the results of the survey.

MOTION by O’Brien and seconded by Grindlay to retain a third-party HR consultant and for Woolf and O’Brien to continue as Board representatives for the Employee Retention Committee. Motion voted in favor.


10. Adjourn

MOTION by Woolf and seconded by Brown to adjourn the regular board meeting at 7:21 pm. Motion voted in favor.

Draft

Drafted by: Kimberley Wrisley

Submitted by: Kent Fulton



MEMORANDUM

To: Mt. Crested Butte Water & Sanitation District Board of Directors
From: Mike Fabbre, District Manager
Date: July 4, 2024
Subject: District Manager Report

Personnel

We are pleased to announce that Adam Bembenek has been promoted to the new Wastewater Treatment Facility Supervisor for the District. Adam has been with the District since 2017 and has served as the wastewater operations and collections system foreman since 2021. Congratulations Adam on a promotion well deserved.

Water Main Line Break

The District experienced a main line water break near 721 Gothic Road and the Out Run condos on June 18th. The 6" cast iron pipe from the mid 1970's had corrosion, pipe pitting, lack of bedding and is located in close proximity to the footer of a building. A mega-lug repair was completed on the 18th, while another break occurred overnight approximately 15 feet down stream and was repaired on the 19th. All services were restored, asphalt repairs have been scheduled, and the site has been prepped for hydro-mulching restoration.

Wastewater Discharge Permit

As previously reported, the District received laboratory results in exceedance of the daily maximum amount of 18 µg/l and the 30 day average of 12 µg/l for potentially dissolved (PD) copper (Cu) for the month of May. The District immediately implemented a comprehensive sampling and analysis plan (SAP) in strategic locations to identify the potential sources of PD Cu and determine a solution to this emerging issue. During that timeframe of multiple sampling events with lab results, the PD Cu concentrations continued to trend downward with each corresponding event showing a reduced concentration. The PD Cu statutory effluent composite sample was 8 µg/l for the month of June placing it back within compliance. The prevailing theory is that there was a one-time illegal disposal into the District's collection system that caused a PD Cu spike that has since been flushed through the facility. The District will continue to monitor the situation and provide updates as needed.

Compliance Reports Completed for the Month of June

- Activities to Meet Total Inorganic Nitrogen (TIN) Final Limits
- Activities to Meet Potentially Dissolved Copper Final Limits
- Activities to Meet Potentially Dissolved Zinc Final Limits
- Activities to Meet Potentially Dissolved Cadmium, Dissolved Hexavalent Chromium, Free Cyanide, Dissolved Manganese, and Potentially Dissolved Lead Final Limits
- State Revolving Fund Water Pollution Control Eligibility Survey
- State Revolving Fund Drinking Water Eligibility Survey

General Operations

Water Operations June 2024

MCB WTP Production for June	13.06 MG
MCB WTP Production for May	5.48 MG
Peak day of Month: 6/29/2024	0.687 MG
Average Daily Plant Run Times	8.0 hours/day
Average Daily Flow Total	0.435 MG/day
MLP WTP Production for June	0.685 MG
MLP WTP Production for May	0.402 MG
Peak Day for Month: 6/12/2024	0.045 MG
Average Daily Plant Run Times	5.0 hours/day
Average Daily Flow Total	0.023 MG/day

Significant / Unusual Activities:

- Fire hydrant replacements on Meridian Lake Drive (originally installed 1972) and at the Snowmass parking lot were completed (originally installed 1963) (photo #1)
- Replaced the Timberland Pump Station VFD (Variable Frequency Drive) (photo #2)
- Ben Hueth and Kyle Koelliker attended a regulatory training in Gunnison
- Set up irrigation lines at MCB WTP for revegetation
- Cleaned and inspected MLP WTP raw water vaults
- MLP WTP UPS (Uninterrupted Power Supply) was replaced
- Asphalt patching completed for various water main line repairs
- Quarter 2 instrument calibrations completed
- Purchased schedule 80 PVC replacement parts for MEMCOR Filter Skids
- Meter reading, routine compliance sampling, and locates requests were completed
- Will Brunner passed the Water Treatment C and Distribution 2 exams

Major Problem(s):

- Power outage occurred on 6/4/24 that required equipment to be reset
- A main break occurred near the Outrun Condos

Next Month's Major activities:

- Continue reviewing of future developments within the District boundaries
- Biannual storage tank inspections will take place
- Annual leak detection inspection will take place
- Ben Hueth will be attending Water Operator School in Leadville
- Final iHydrant installs



Photo #1



Photo #2

Kyle Koelliker will be able to attend this meeting to answer any questions

Wastewater Operations June 2024

Gallons Wastewater Treated June	9.1 MG
Gallons Wastewater Treated May	15.8 MG
Average Treated Wastewater Flow	0.30 MGD
Peak Treated Wastewater Flow	0.39 MGD
Peak Treated Wastewater Date	June 30
Gallons Sludge Hauled to Town of CB	63,000 gal.

Significant / Unusual Activities:

- Spot repaired irrigation system and placed into service
- Potentially dissolved copper sampling in collection system
- Routine collection system jetting 2,938ft (11,311 ft ytd)
- Point repair at Silver Ridge Condos
- Continued installing backup electrical heat in aeration basin #3 building (photo #2)
- Lab training on Total Suspended Solids and Total Dissolved Solids with staff
- Completed full-service maintenance on sludge truck
- Passed monthly metals sampling
- Completed Daily Locate requests
- Exercised the mobile generator at Saddle Ridge lift station and monthly lift station checks
- OXY3 offline and working on pumping the basin down to be cleaned (photo #1)
- Three service line inspections were completed at the Homestead project

Major Problem(s):

- No major problems to report

Next Month's Major Activities:

- Annual collection system maintenance



Photo #1



Photo #2

Adam Bembenek will be attending this meeting to answer any questions

General Fund Operations June 2024

Tap Fee Applications Received/Processed/Collected YTD	12/12/8
# Customers Billed: Utility Fees/Availability of Service	937/230
Property Title Transfers Processed	2
Intent to Lien Notices Mailed/Liens Filed/Liens Released	5/0/0

Significant / Unusual Activities:

- Cross training between admin team
- Reviewed and updated accounting systems and processes
- Confirmed with CWRPDA payment schedule for payment reduction
- Worked on updating the District Handbook
- Tracy completed the Employer's Council Human Resources Training
- Continued working on revising the Administrative SOP's
- Tracy and Kim attended the Special District Association Workshop
- Continued the collection of non-paid tap fees
- Tracy went all out for Bryan Burks going away party. The party was awesome
- Worked on the new ADA compliant website

Major Problem(s):

- None

Next Month's Major activities:

- Work on District employee handbook and SOP's
- Transfer website hosting to a new provider for ADA website compliance
- Prepare for preliminary capital projects budget for 2025

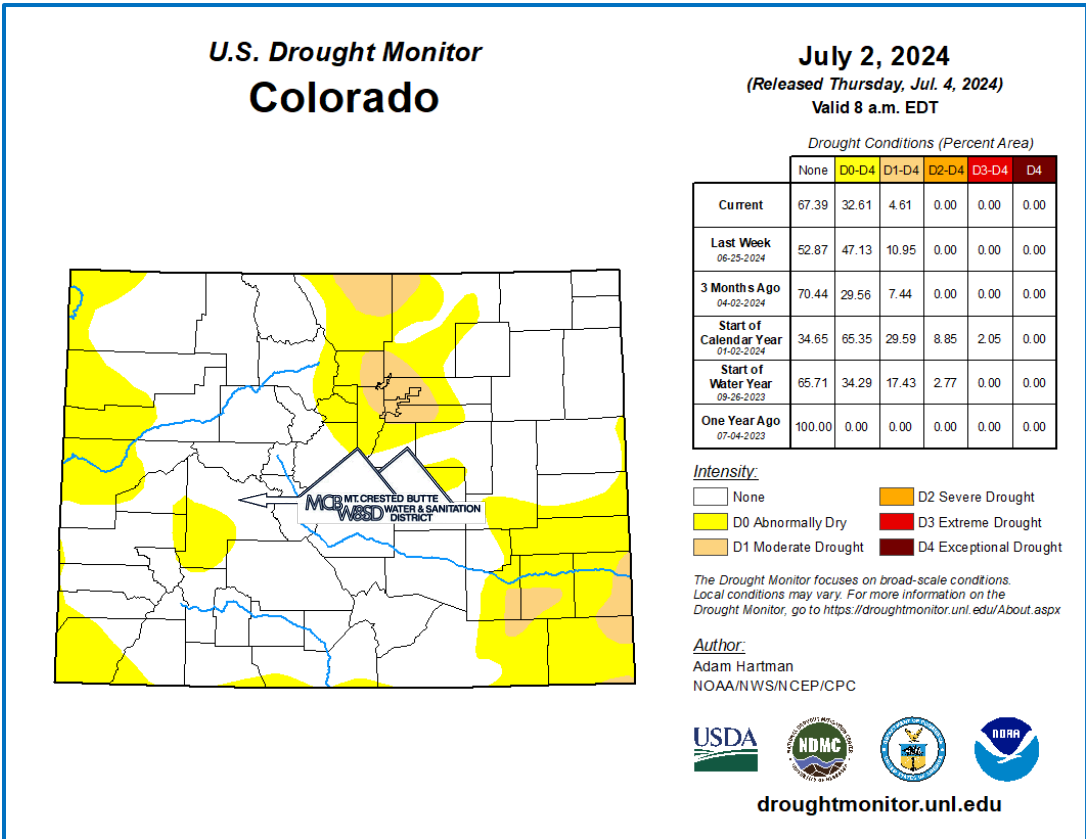
Kent Fulton will be attending this meeting to answer any questions

Stream Flow Information, Snowpack, & Weather

Stream flows from the USGS water resources web interface

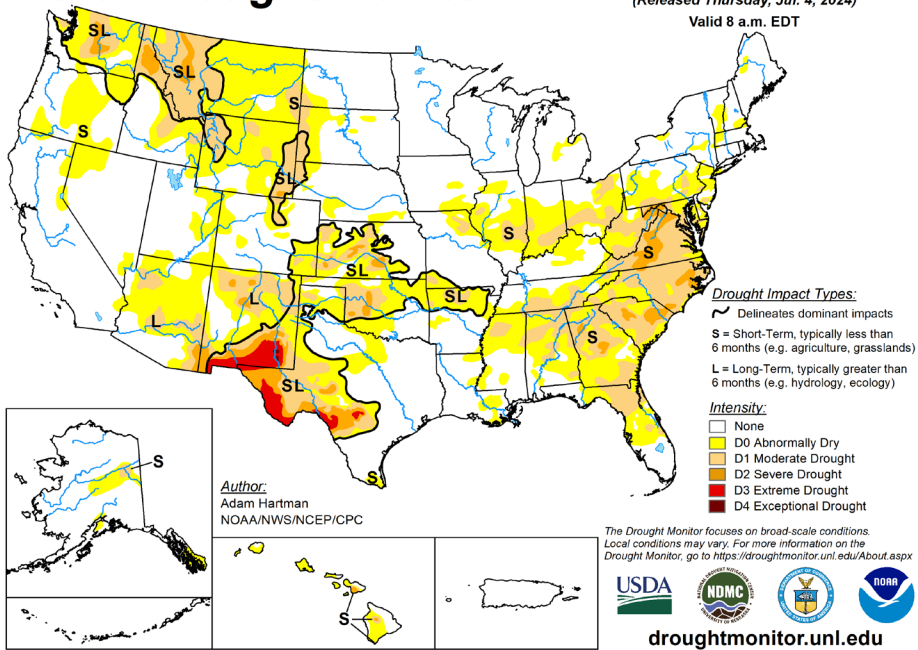
Values below for July 4, 2024

Stream & Location	Current Flow (CFS)	Mean	Median
SLATE RIVER ABOVE BAXTER GULCH @HWY 135 NEAR CRESTED BUTTE, CO	365	294	227
COAL CREEK ABOVE MCCORMICK DITCH AT CRESTED BUTTE, CO	44.8	47.0	28.0
EAST RIVER BELOW CEMENT CREEK NEAR CRESTED BUTTE, CO	880	725	650
TAYLOR RIVER BELOW TAYLOR PARK RESERVOIR, CO.	426	426	362
OHIO CREEK NEAR BALDWIN, CO	166	172	151
GUNNISON RIVER NEAR GUNNISON, CO	1,830	1,630	1,340

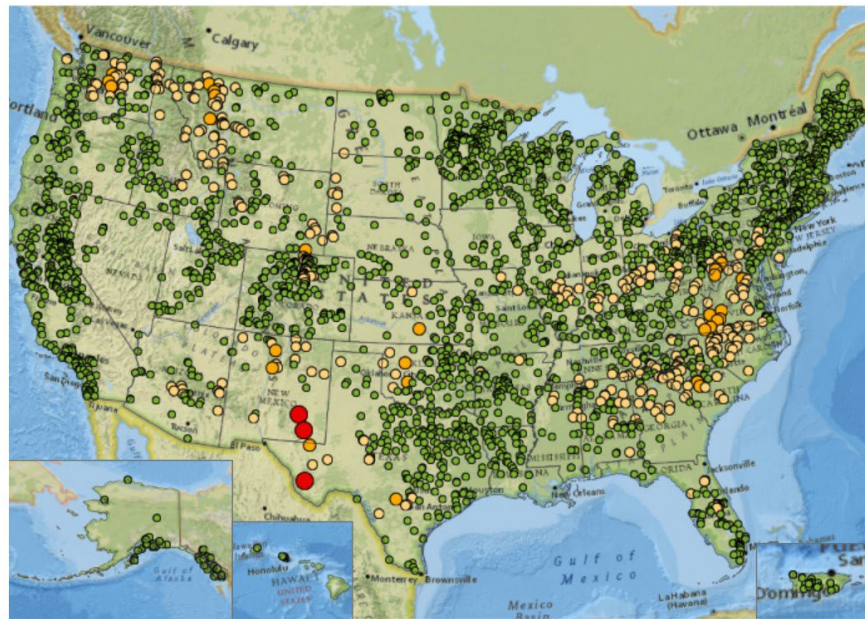


U.S. Drought Monitor

July 2, 2024
 (Released Thursday, Jul. 4, 2024)
 Valid 8 a.m. EDT



Recreation and Tourist Attractions in Drought: Reservoirs



Basemap Sources: National Geographic, Esri, Garmin, HERE, UNEP-WCMC, USGS, NASA, ESA, METI, NRCAN, GEBCO, NOAA, INCREMENT P

Reservoirs in Drought

- Reservoirs Not in Drought
- Reservoirs in D2 - Severe Drought
- Reservoirs in D0 - Abnormally Dry
- Reservoirs in D3 - Extreme Drought
- Reservoirs in D1 - Moderate Drought
- Reservoirs in D4 - Exceptional Drought

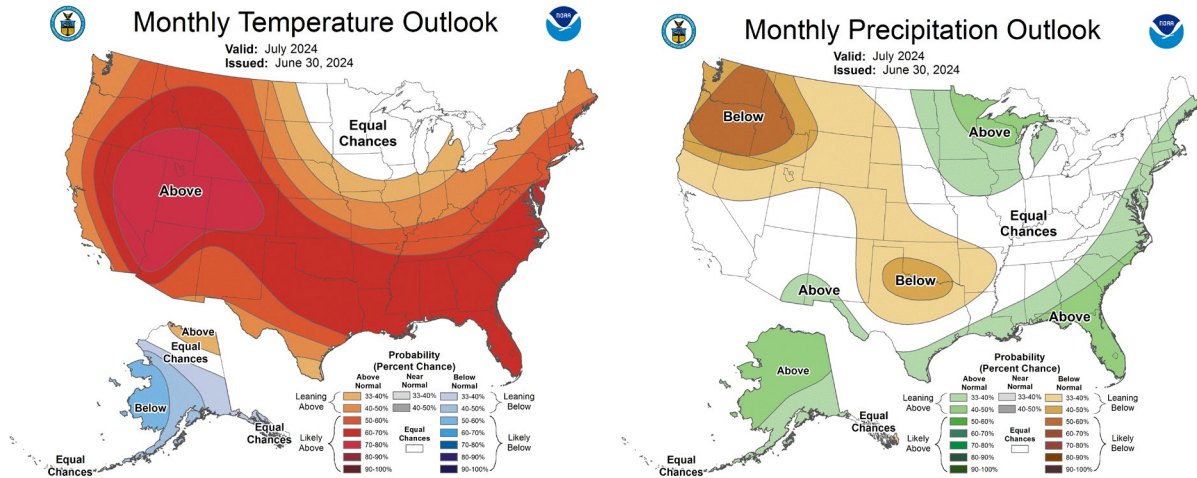
This map shows U.S. reservoirs experiencing drought, according to the current U.S. Drought Monitor. Reservoir data is recorded by the U.S. Geological Survey. Source(s): U.S. Geological Survey, U.S. Drought Monitor

Source(s): U.S. Geological Survey, U.S. Drought Monitor
 Updates Weekly: 07/03/24

Drought.gov

Weather

The National Oceanic and Atmospheric Administration (NOAA) one-month outlook for MCBWSD indicates above probability of normal temperatures and equal probability of normal precipitation with temperatures ranging from 35 to 80 degrees Fahrenheit.



7/4/2024

Meridian Lake Park Reservoir No. 1 is currently at 101% of full pool.

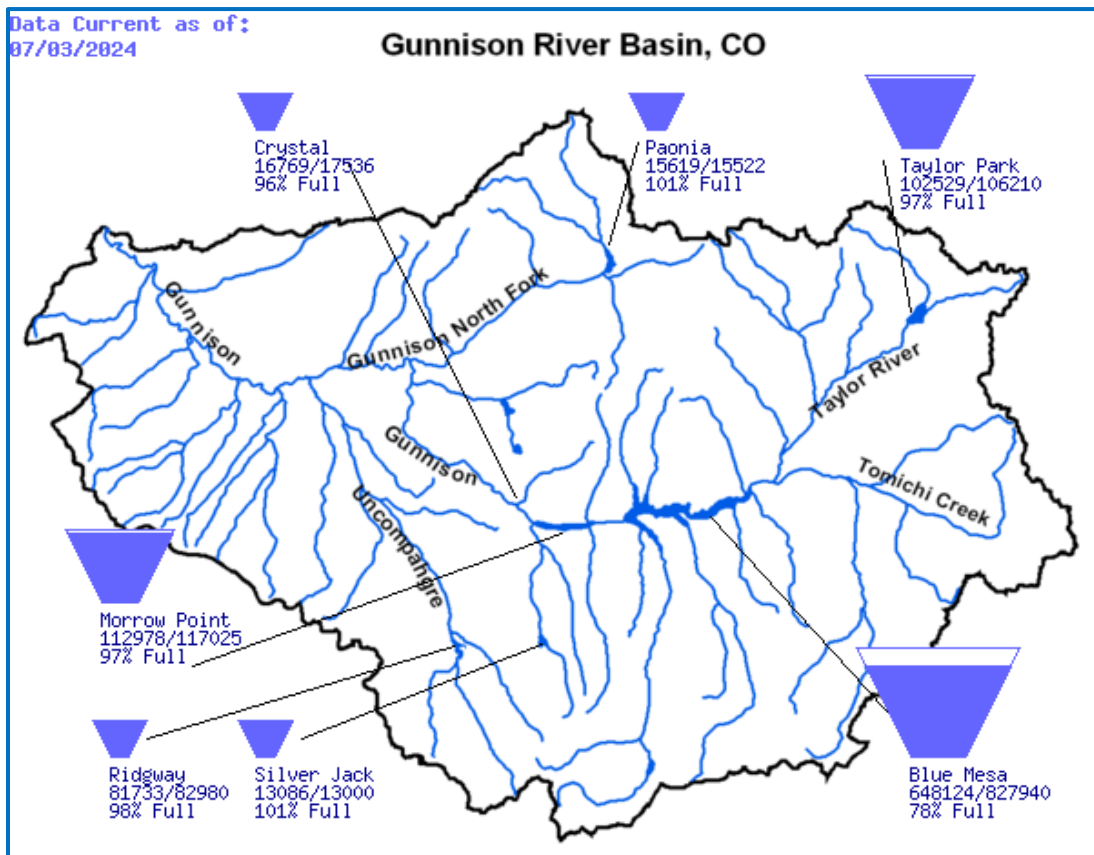
Blue Mesa Reservoir is currently at 78% of full pool.

Blue Mesa Reservoir is down 11.43 feet from one year ago, and 20.62 feet below full pool.

Taylor Park Reservoir is currently at 97% of full pool.

Lake Powell is currently at 42% of full pool. Lake Mead is currently at 33% of full pool.

Lake Havasu is currently at 96% of full pool. Flaming Gorge is currently at 88% of full pool.



Colorado SNOTEL Snow/Precipitation Update Report

Based on Mountain Data from NRCS SNOTEL Sites

Provisional data, subject to revision

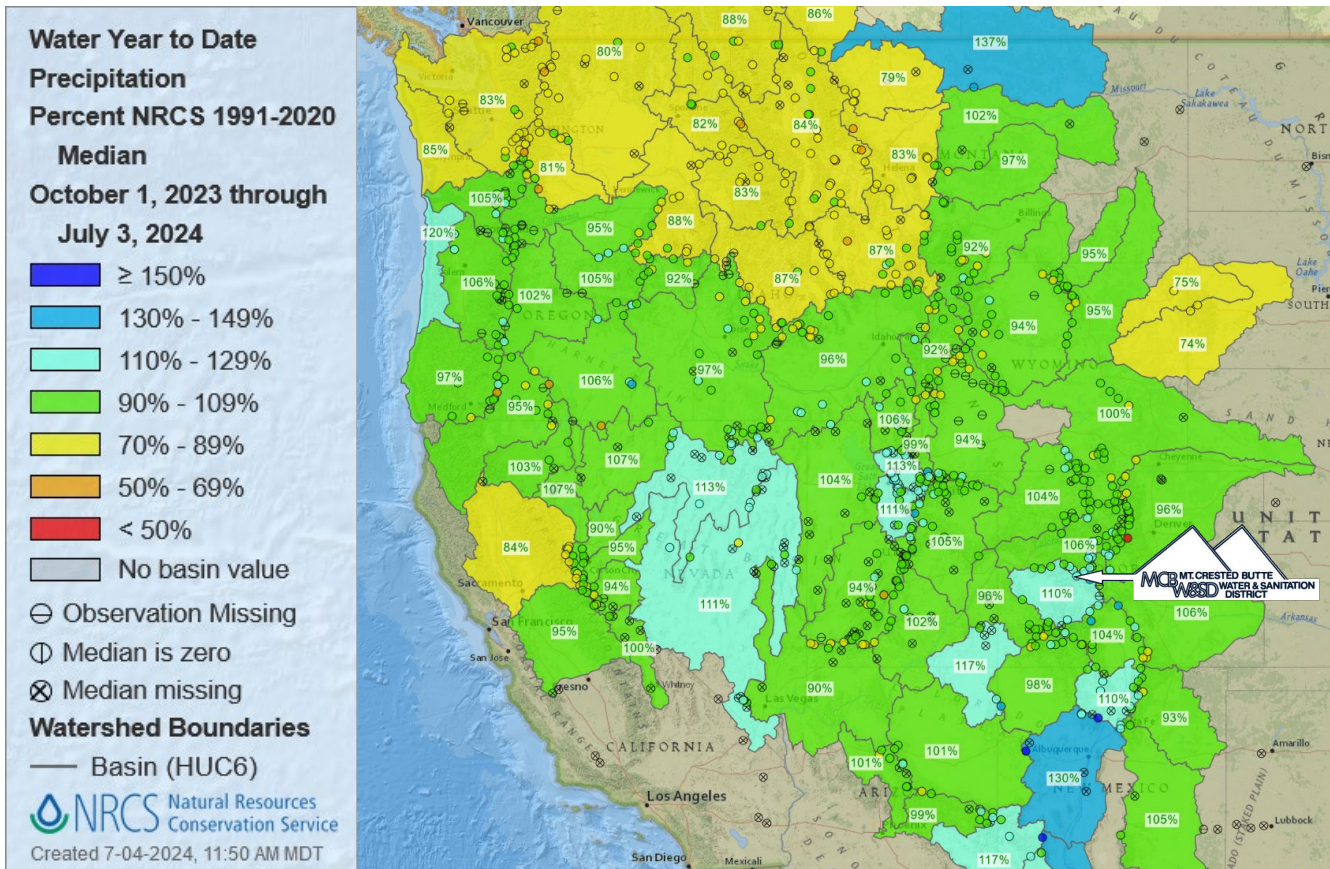
Data based on the first reading of the day (typically 00:00) for Thursday, July 4, 2024

Basin Site Name	Elevation (ft)	Snow Depth (in)	Snow Water Equivalent			Water Year-to-Date Precipitation		
			Current (in)	Median (in)	% of Median	Current (in)	Average (in)	% of Average
GUNNISON RIVER BASIN								
Butte	10,200	0.0	-M	0.0	*	24.4	19.4	126
Schofield Pass	10,653	0.0	0.0	0.0	*	42.7	38.4	111
Park Cone	9,621	0.0	-M	0.0	*	21.0	14.8	142
Upper Taylor	10,717	6.0	-M	0.0(11)	*	30.3	23.8(11)	127
Porphyry Creek	10,788	---	0.0	0.0	*	-M	20.6	*
Basin Index (%)					*	110		

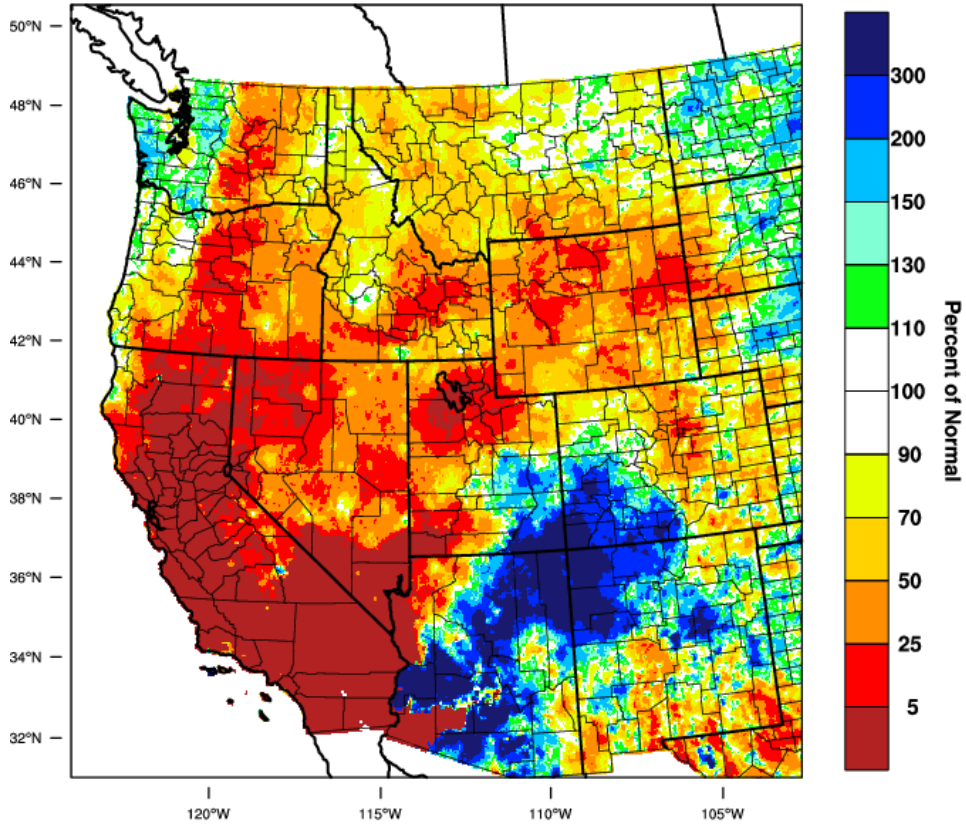
* = Analysis may not provide valid measure of condition

-M = Missing Data

GUNNISON RIVER BASIN consists of 16 SNOTEL sites. Top 5 representative MCBWSD sites listed above.

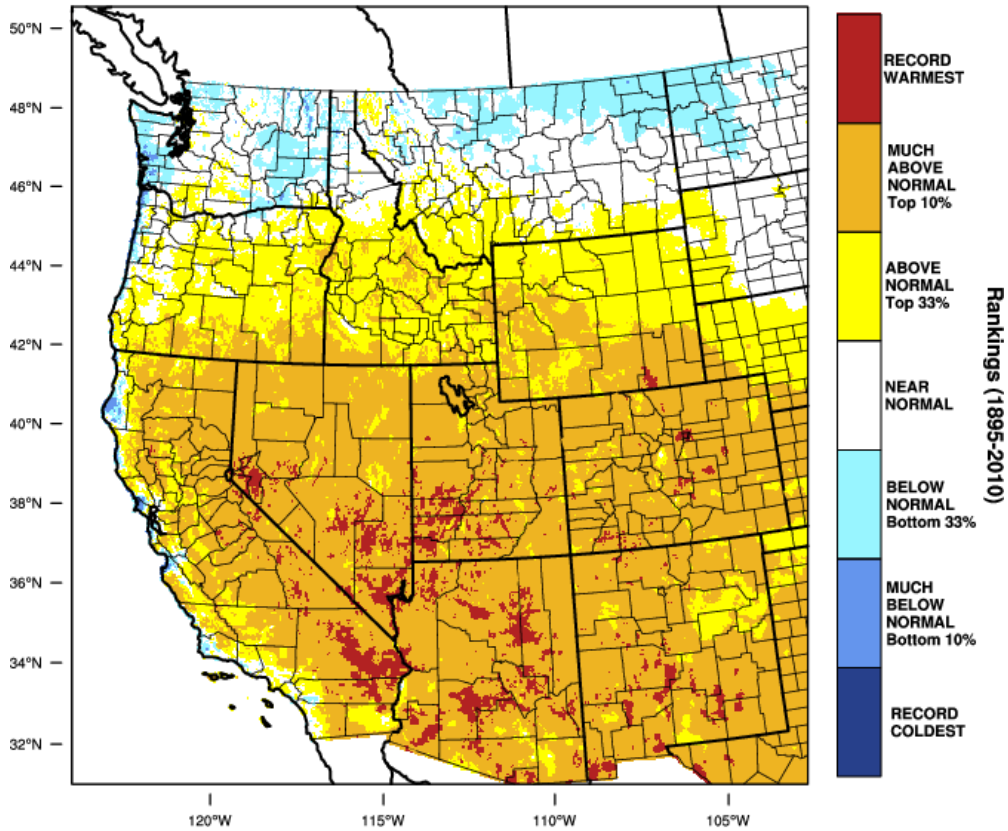


Western United States - Precipitation
June 2024 Percent of 1981-2010 Normal



WestWide Drought Tracker, U Idaho/WRCC Data Source: PRISM (Prelim), created 2 JUL 2024

Western United States - Mean Temperature
June 2024 Percentile



WestWide Drought Tracker, U Idaho/WRCC Data Source: PRISM (Prelim), created 2 JUL 2024

MT CRESTED BUTTE WATER & SANITATION DISTRICT
2024 FINANCIAL RESULTS
June 2024

	Actual Month						2024 Budget				YTD Percent of 2024 Budget	
	Water Fund	Wastewater Fund	General Fund	Month	Total	YTD	Actual	Water Fund	Wastewater Fund	General Fund		Total 2024 Budget
Revenues												
Property Taxes	-	-	163,948		163,948		1,022,217	\$ 114,951	\$ 114,951	\$ 989,610	\$ 1,219,512	83.82%
Tansfers In(Out)	-	-	-		-		-	-	-	-	-	0.00%
Tap Fees	42,618	62,281	-		104,899		282,918	220,000	280,000	-	500,000	56.58%
User Fees	177,091	132,862	-		309,954		1,772,901	2,078,801	1,543,457	-	3,622,258	48.94%
Availability of Service Fees	18,523	21,868	-		40,391		80,783	93,982	108,497	-	202,479	39.90%
Interest Income	5,563	-	23,876		29,440		154,667	-	-	180,000	180,000	85.93%
Miscellaneous/Other Income	117,738	50	-		117,788		211,353	-	-	-	0	100.00%
MLP Surcharge	10,409	-	-		10,409		38,954	77,000	-	-	77,000	50.59%
Transfer from GF Rate Stabilization Fund	-	-	-		-		-	-	-	-	0	0.00%
TOTAL REVENUES	371,942	217,062	187,824		776,828		3,563,792	2,584,734	2,046,905	1,169,610	5,801,249	61.43%
Operating Expenditures												
Chemicals	13,038	-	-		13,038		\$ 26,079	\$ 68,000	\$ 15,000	\$ -	\$ 83,000	31.42%
Laboratory	892	4,219	-		5,111		\$ 40,865	27,000	75,000	-	102,000	40.06%
Operating Equipment/Supplies	1,036	2,805	-		3,840		\$ 32,320	90,000	50,000	-	140,000	23.09%
Safety Equipment	395	235	-		631		\$ 3,919	7,500	7,500	-	15,000	26.13%
Uniforms	-	302	-		302		\$ 2,926	3,500	3,500	-	7,000	41.80%
Outside Services	295	143	-		438		\$ 6,239	12,500	7,000	-	19,500	31.99%
Repairs & Maintenance	56,099	55,629	-		111,728		\$ 210,981	198,000	120,000	-	318,000	66.35%
Utilities	11,053	10,636	-		21,689		\$ 131,680	150,000	165,000	-	315,000	41.80%
ATAD Sludge TCB	-	-	-		-		\$ 29,731	-	125,000	-	125,000	23.78%
Legal	2,520	110	4,119		6,749		\$ 23,332	30,000	35,000	55,000	120,000	19.44%
Consultants	8,715	728	4,000		13,443		\$ 49,956	105,000	95,000	35,000	235,000	21.26%
Water Grant	-	-	-		-		\$ 2,000	2,000	-	-	2,000	100.00%
Fuel/Vehicle Expense	3,115	3,258	444		6,817		\$ 30,251	35,000	24,000	3,000	62,000	48.79%
Office Admin	2,078	712	9,683		12,473		\$ 70,965	47,000	52,500	108,500	208,000	34.12%
Insurance - Property & Liability	4,843	4,843	2,422		12,109		\$ 73,914	58,000	58,000	29,000	145,000	50.98%
Information Technology	3,035	225	1,939		5,199		\$ 36,854	10,000	14,500	37,500	62,000	59.44%
Salaries, Taxes & Benefits	49,013	74,664	51,000		174,677		\$ 948,914	583,522	734,378	770,838	2,088,738	45.43%
County Treasurer Fees	-	-	4,753		4,753		\$ 29,695	-	-	38,000	38,000	78.14%
GF Transfers Out to Enterprise Funds	-	-	-		-		\$ -	-	-	-	0	0.00%
TOTAL OPERATING EXPENDITURES	156,128	158,510	78,359		392,997		1,750,621	1,427,022	1,581,378	1,076,838	4,085,237	42.85%
NET OPERATING RESULTS	215,814	58,553	109,465		383,832		\$ 1,813,171	\$ 1,157,713	\$ 465,527	\$ 92,772	\$ 1,716,012	50.00% Year Elapsed
Capital Expenditures												
Capital Improvements-General	3,168	-	-		3,168		\$ 47,696	\$ 350,000	\$ 1,727,000	\$ 8,000	\$ 2,085,000	
Capital Improvements-MLP Dam	-	-	-		-		\$ -	-	-	-	0	
CWRPDA Loan Draws	-	-	-		-		\$ -	-	-	-	-	
NET CAPITAL EXPENDITURES	3,168	-	-		3,168		\$ 47,696	\$ 350,000	\$ 1,727,000	\$ 8,000	\$ 2,085,000	
Debt Service Expenditures												
Bond Principal, Interest & Fees	-	-	-		-		686,684	1,373,367	-	-	1,373,367	
TOTAL ALL EXPENDITURES	159,296	158,510	78,359		396,165		2,485,000	3,150,389	3,308,378	1,084,838	7,543,604	
NET EXCESS(DEFICIT) OF REV/EXP	212,646	58,553	109,465		380,664		\$ 1,078,792	\$ (565,654)	\$ (1,261,473)	\$ 84,772	\$ (1,742,355)	

MT. CRESTED BUTTE WATER & SANITATION DISTRICT
Statement of Cash Flow
June 2024

	June 2024	2024 YTD
Cash Balance Unrestricted Funds as of May 31, 2024 and December 31, 2023	6,611,203.40	6,085,370.60
General Fund Revenues		
Property Taxes	163,947.88	1,022,216.89
Interest Income	23,876.15	120,966.79
Other Income	-	8,047.60
Total General Fund Revenues	187,824.03	1,151,231.28
Water Fund Revenues		
User Service Fees	177,091.09	975,896.74
Availability Of Services Fees	18,522.91	37,045.82
Tap Fees	42,617.62	108,391.78
MLP Surcharge Fees	10,409.49	38,953.98
Interest Income	5,563.37	33,700.33
Other Income	117,737.52	132,863.98
Total Water Fund Revenues	371,942.00	1,326,852.63
Wastewater Fund Revenues		
User Services Fees	132,862.45	797,003.78
Availability of Services Fees	21,868.49	43,736.98
Tap Fees	62,281.34	174,525.80
Other Income	50.00	70,441.61
Total Wastewater Revenues	217,062.28	1,085,708.17
Total District Revenues	776,828.31	3,563,792.08
General Fund Expenditures		
Insurance	2,421.72	15,173.32
Legal	4,118.50	14,988.89
Consultants	4,000.00	4,000.00
Office Administration	9,683.01	48,847.89
Salaries, Taxes, & Benefits	51,000.01	298,853.51
Information Technology	1,938.86	17,213.75
Vehicle & Equipment Costs	444.34	1,015.53
County Treasurer's Fees	4,752.62	29,694.52
Total General Fund Expenditures	78,359.06	429,787.41
Water Fund Expenditures		
Operation Expenditures	26,709.75	104,669.49
Insurance	4,843.43	29,680.58
Legal	2,520.00	6,876.00
Consultants	8,715.00	43,462.75
Administrative Expenditures	2,077.58	14,785.86
Salaries, Taxes, & Benefits	49,013.23	281,900.82
Information Technology	3,035.40	13,414.85
Vehicle and Equipment Costs	3,114.87	11,124.88
Repairs & Maintenance	56,098.99	119,904.38

MT. CRESTED BUTTE WATER & SANITATION DISTRICT

Statement of Cash Flow

June 2024

	June 2024	2024 YTD
Total Water Fund Expenditures	156,128.25	625,819.61
Wastewater Fund Expenditures		
Operation Expenditures	18,339.14	169,089.86
Insurance	4,843.43	29,060.58
Legal	110.00	1,467.00
Consultants	728.25	2,493.25
Administrative Expenditures	712.41	9,331.80
Salaries, Taxes, & Benefits	74,664.15	368,159.48
Information Technology	224.99	6,225.18
Vehicle and Equipment Costs	3,257.75	18,110.36
Repairs & Maintenance	55,629.47	91,076.37
Total Wastewater Expenditures	158,509.59	695,013.88
Total Operating Expenditures	392,996.90	1,750,620.90
General Fund Project Expenditures	-	-
Water Fund Project Expenditures	3,168.00	26,337.25
Wastewater Fund Project Expenditures	-	21,358.32
CPWPDA Loan Payments	-	686,683.50
Total Project Outlays	3,168.00	734,379.07
Changes in Accruals for June and YTD	(176,908.38)	(349,204.28)
Ending Cash Balance for Unrestricted Funds as of June 30, 2024	6,814,958.43	6,814,958.43

2024 Water Fund Capital Projects Summary

102401		<i>Project Name</i>											102401		Current Total Project Estimate/Approved Budget	Project Costs Through 2023	Project Life Costs Remaining at 12.31.23	2024 Budget	Q1 2024 Incurred	Costs April 2024 Incurred	Costs May 2024 Incurred	Costs June 2024 Incurred	2024 YTD Costs	Remaining 2024 Budget	Total Historical Project Costs to Date
02		Engineering	10,000	-	-	10,000	-	-	-	-	-	-	-	-	-	-	-	-	-	-	-	-			
05		Legal	5,000	-	-	5,000	-	-	-	-	-	-	-	-	-	-	-	-	-	-	-	-			
Total Project:			15,000	-	-	15,000	-	-	-	-	-	-	-	-	-	-	-	-	-	-	-	-			

102402		<i>Project Name</i>											102402		Current Total Project Estimate/Approved Budget	Project Costs Through 2023	Project Life Costs Remaining at 12.31.23	2024 Budget	Q1 2024 Incurred	Costs April 2024 Incurred	Costs May 2024 Incurred	Costs June 2024 Incurred	2024 YTD Costs	Remaining 2024 Budget	Total Historical Project Costs to Date
02		Engineering	10,000	-	-	10,000	-	-	-	-	-	-	-	-	-	-	-	-	-	-	-	-			
05		Legal	5,000	-	-	5,000	-	-	-	-	-	-	-	-	-	-	-	-	-	-	-	-			
Total Project:			15,000	-	-	10,000	-	-	-	-	-	-	-	-	-	-	-	-	-	-	-	-			

102403		<i>Project Name</i>											102403		Current Total Project Estimate/Approved Budget	Project Costs Through 2023	Project Life Costs Remaining at 12.31.23	2024 Budget	Q1 2024 Incurred	Costs April 2024 Incurred	Costs May 2024 Incurred	Costs June 2024 Incurred	2024 YTD Costs	Remaining 2024 Budget	Total Historical Project Costs to Date
01		Project Management	-	-	-	-	-	-	-	-	-	-	-	-	-	-	-	-	-	-	-	-			
02		Engineering	190,000	-	-	190,000	14,204	-	-	5,911	-	-	-	20,114	169,886	20,114	-	-	-	-	-	-			
03		Construction/Geotech	55,000	-	-	55,000	-	-	-	-	-	-	-	-	55,000	-	-	-	-	-	-	-			
05		Legal	50,000	-	-	50,000	-	2,643	-	413	-	3,168	6,223	43,777	6,223	-	-	-	-	-	-	6,223			
06		Permits	25,000	-	-	25,000	-	-	-	-	-	-	-	25,000	-	-	-	-	-	-	-	-			
Total Project:			320,000	-	-	320,000	14,204	2,643	6,323	3,168	-	3,168	26,337	293,663	26,337	-	-	-	-	-	-	26,337			
Total YTD:			\$ 350,000	\$ -	\$ -	\$ 345,000	\$ 14,204	\$ 2,643	\$ 6,323	\$ 3,168	\$ -	\$ 3,168	\$ 26,337	\$ 318,663	\$ 26,337	\$ -	\$ -	\$ -	\$ -	\$ -	\$ -	\$ 26,337			

2024 Wastewater Fund Capital Projects Summary

Activity#	Project Name	Start Date	Completion Date											
202004	ATAD IGA Share	1/1/2020	7/31/2024											
	202004	Current Total Project Estimate through 2024	Anticipated Project Costs Through 2023	Project Life Costs Remaining at 12.31.23	2024 Budget	Q1 2024 Incurred	Costs	April 2024 Costs Incurred	May 2024 Costs Incurred	June 2024 Costs Incurred	2024 YTD Costs	Remaining 2024 Budget	Total Historical Project Costs to Date	2024 Anticipated Budget
06	Purchase Paid to Town of CB per IGA	\$ 1,750,000	\$ 162,458	\$ 1,587,542	\$ 1,600,000	\$ -	\$ -	\$ -	\$ -	\$ -	\$ -	\$ 1,600,000	\$ 162,458	\$ (12,458)
	Total Project:	1,750,000	162,458	1,587,542	1,600,000	-	-	-	-	-	-	1,600,000	162,458	(12,458)
202401	I&I for 2024													
	202401	Current Total Project Estimate	Project Costs Through 2023	Project Life Costs Remaining at 12.31.23	2024 Budget	Q1 2024 Incurred	Costs	April 2024 Costs Incurred	May 2024 Costs Incurred	June 2024 Costs Incurred	2024 YTD Costs	Remaining 2024 Budget	Total Historical Project Costs to Date	
03	Construction	80,000			80,000	-	-	-	-	-	-	80,000		
	Total Project:	80,000	-	-	80,000	-	-	-	-	-	-	80,000	-	
202402	Security & Lighting System													
	202402	Current Total Project Estimate	Project Costs Through 2023	Project Life Costs Remaining at 12.31.23	2024 Budget	Q1 2024 Incurred	Costs	April 2024 Costs Incurred	May 2024 Costs Incurred	June 2024 Costs Incurred	2024 YTD Costs	Remaining 2024 Budget	Total Historical Project Costs to Date	
06	Purchase	20,000	-	-	20,000	-	-	-	-	-	-	20,000	-	
	Total Project:	20,000	-	-	20,000	-	-	-	-	-	-	20,000	-	
202403	616 RAM-J Blower													
	202403	Current Total Project Estimate	Project Costs Through 2023	Project Life Costs Remaining at 12.31.23	2024 Budget	Q1 2024 Incurred	Costs	April 2024 Costs Incurred	May 2024 Costs Incurred	June 2024 Costs Incurred	2024 YTD Costs	Remaining 2024 Budget	Total Historical Project Costs to Date	
03	Installation/Construction	22,000	-	-	22,000	-	-	-	-	-	-	22,000	-	
06	Purchase	5,000	-	-	5,000	21,358	-	-	-	-	21,358	(16,358)	-	
	Total Project:	27,000	-	-	27,000	21,358	-	-	-	-	21,358	5,642	-	
Total Budget:		\$ 1,877,000	\$ 162,458	\$ 1,587,542	\$ 1,727,000	\$ 21,358	\$ -	\$ -	\$ -	\$ -	\$ 21,358	\$ 1,705,642	\$ 162,458	

2024 General Fund Capital Projects Summary

Activity# Project Name

902401 **Computer & Phones**

	902401	Current Total Project Estimate/Approved Budget	Project Costs Through 2023	Project Life Costs Remaining at 12.31.23	2024 Budget	Q1 2024 Costs Incurred	April 2024 Costs Incurred	May 2024 Costs Incurred	June 2024 Costs Incurred	2024 YTD Costs	Remaining 2024 Budget	Total Historical Project Costs to Date
06	Purchase	\$ 8,000	\$ -	\$ -	\$ 8,000	\$ -	\$ -	\$ -	\$ -	\$ -	\$ 8,000	\$ -
	Total Project:	8,000	-	-	8,000	-	-	-	-	-	8,000	-
	Total YTD:	\$ 8,000	\$ -	\$ -	\$ 8,000	\$ -	\$ -	\$ -	\$ -	\$ -	\$ 8,000	\$ -

Water Fund Consulting Summary

Activity#	2024 Budget Plan	Vendor-Project	Q1	April	May	June	YTD	Remaining Budget
102430	\$ 25,000	General	\$ 2,591	\$ -	\$ -	\$ -	\$ 2,591	\$ 22,409
102431	15,000	LRE Water - Water Rights	2,976	-	9,312	-	12,288	2,712
102432	50,000	HDR - ArcGIS, Misc.	6,259	3,153	10,458	8,715	28,584	21,416
102433	5,000	Carollo Engineers- MLP Water Color	-	-	-	-	-	5,000
102434	10,000	Lead & Copper Rule Revision	-	-	-	-	-	10,000
102435								
	<u>\$ 105,000</u>		<u>\$ 11,826</u>	<u>\$ 3,153</u>	<u>\$ 19,770</u>	<u>\$ 8,715</u>	<u>\$ 43,463</u>	<u>\$ 61,537</u>

Wastewater Fund Consulting Summary

Activity#	2024 Budget Plan	Vendor-Project	Q1	April	May	June	YTD	Remaining Budget
202430	\$ 25,000	General	\$ 1,537	\$ -	\$ -	\$ -	\$ 1,537	\$ 23,463
202431	10,000	Alpine Environmental Consultants - Sampling	-	-	-	-	-	10,000
202432	25,000	Carollo Engineers - TIN Compliance	228	-	-	728	956	24,044
202433	35,000	White River Consultants	-	-	-	-	-	35,000
202434								
	<u>\$ 95,000</u>		<u>\$ 1,765</u>	<u>\$ -</u>	<u>\$ -</u>	<u>\$ 728</u>	<u>\$ 2,493</u>	<u>\$ 92,507</u>

General Fund Consulting Summary

Activity#	2024 Budget Plan	Vendor-Project	Q1	April	May	June	YTD	Remaining Budget
902430	\$ 10,000	General	\$ -	\$ -	\$ -	\$ 4,000	\$ 4,000	\$ 6,000
902431	\$ 25,000	Raftelis Consuting	-	-	-	-	-	25,000
902432								
	<u>\$ 35,000</u>		<u>\$ -</u>	<u>\$ -</u>	<u>\$ -</u>	<u>\$ 4,000</u>	<u>\$ 4,000</u>	<u>\$ 31,000</u>

Water Fund Scheduled Repair & Maintenance Expenditures

2024 Budget									
Activity#	Plan	Project	Q1	April	May	June	YTD	Remaining Budget	
102440	\$ 20,000	General	\$ -	\$ -	\$ -	\$ -	\$ -	\$ 20,000	
102441	3,000	Backhoe Tire Replacement	-	-	-	-	-	3,000	
102442	15,000	WTP Revegetation	-	-	-	486	486	14,514	
102443	15,000	Hydrant Replacement (2)	-	-	-	-	-	15,000	
102444	10,000	MLP Skid A Controller	-	-	-	3,634	3,634	6,366	
102445	5,000	Generator Service Preventive Maintenance	-	1,539	-	-	1,539	3,461	
102446	5,000	2023 Chevrolet Topper	-	-	-	-	-	5,000	
102447									
	<u>\$ 73,000</u>		<u>\$ -</u>	<u>\$ 1,539</u>	<u>\$ -</u>	<u>\$ 4,120</u>	<u>\$ 5,659</u>	<u>\$ 67,341</u>	
	\$ 125,000	General Repairs	<u>\$ 1,523</u>	<u>\$ 4,055</u>	<u>\$ 56,688</u>	<u>\$ 51,979</u>	<u>\$ 114,245</u>	<u>\$ 10,755</u>	
	<u>\$ 198,000</u>	Total Repairs and Maintenance	<u>\$ 1,523</u>	<u>\$ 5,594</u>	<u>\$ 56,688</u>	<u>\$ 56,099</u>	<u>\$ 119,904</u>	<u>\$ 78,096</u>	

Wastewater Fund Scheduled Repair & Maintenance Expenditures

2024 Budget									
Activity#	Plan	Project	Q1	April	May	June	YTD	Remaining Budget	
202440	\$ 20,000	General	\$ -	\$ -	\$ -	\$ -	\$ -	20,000	
202441	20,000	Crack Seal/Asphalt	-	-	-	-	-	20,000	
202442	5,000	Backup Heat for Headworks Building	418	2,715	380	-	3,513	1,487	
202443								-	
	<u>\$ 45,000</u>		<u>\$ 418</u>	<u>\$ 2,715</u>	<u>\$ 380</u>	<u>\$ -</u>	<u>\$ 3,513</u>	<u>\$ 41,487</u>	
	\$ 75,000	General Repairs	<u>\$ 29,670</u>	<u>\$ 2,212</u>	<u>\$ 52</u>	<u>\$ 55,629</u>	<u>\$ 87,564</u>	<u>\$ (12,564)</u>	
	<u>\$ 120,000.00</u>	Total Repairs and Maintenance	<u>\$ 30,088</u>	<u>\$ 4,927</u>	<u>\$ 432</u>	<u>\$ 55,629</u>	<u>\$ 91,076</u>	<u>\$ 28,924</u>	

Water Fund Legal Expenditures

2024 Budget		Project	Q1	April	May	June	YTD	Remaining Budget
Activity#	Plan							
102450	\$ 20,000	General	\$ -	\$ -	\$ -	\$ -	\$ -	\$ 20,000
102451	10,000	Water Rights	1,440	108	2,808	2,520	6,876	3,124
102452								-
								-
								-
\$ 30,000			\$ 1,440	\$ 108	\$ 2,808	\$ 2,520	\$ 6,876	\$ 23,124

Wastewater Fund Legal Expenditures

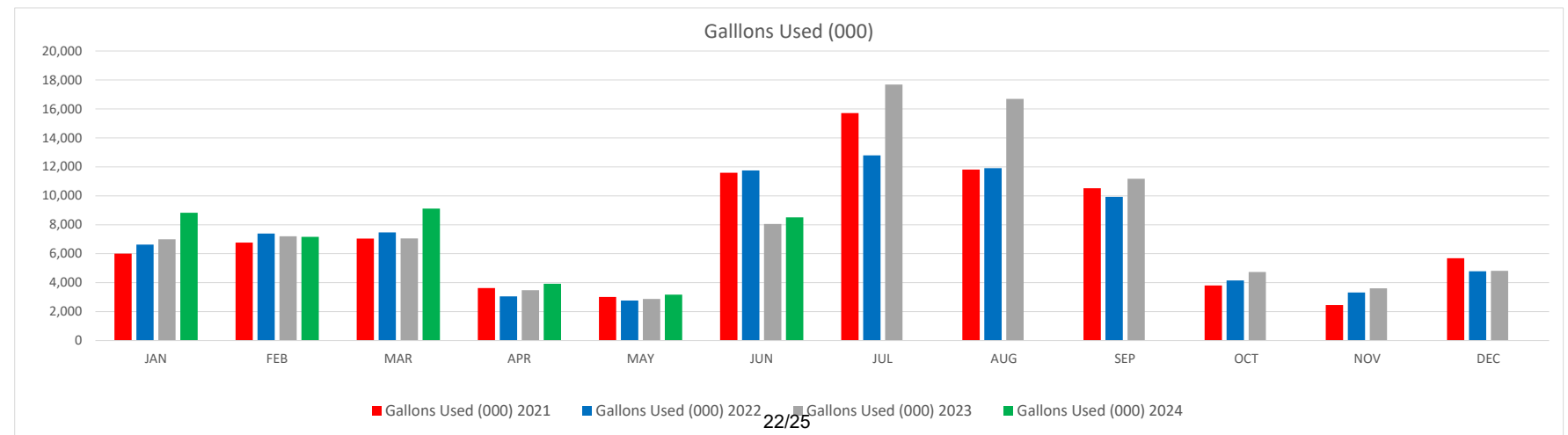
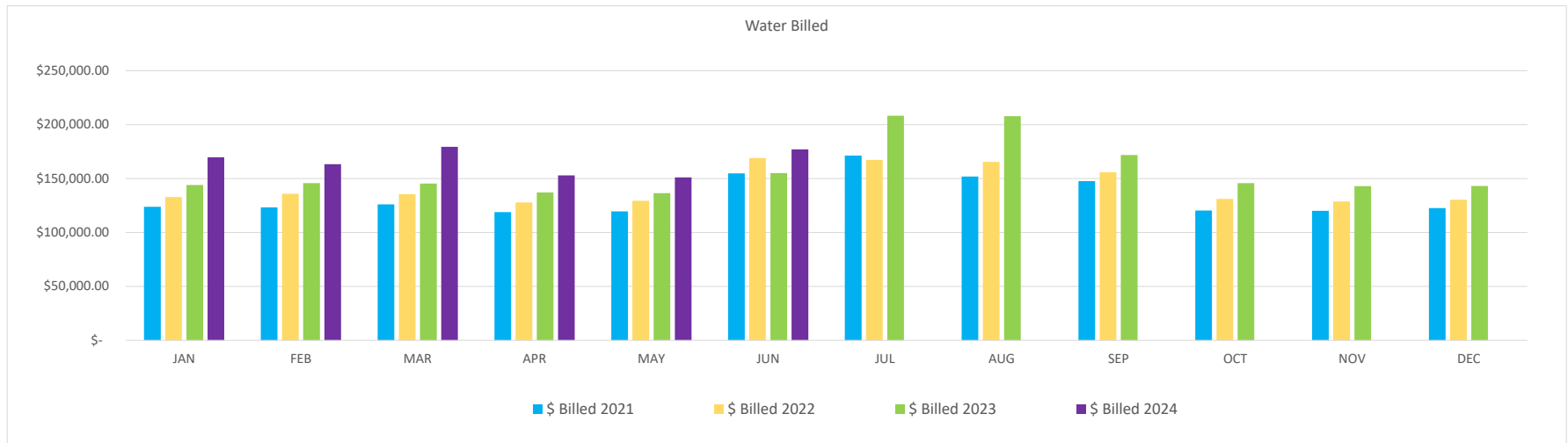
2024 Budget		Project	Q1	April	May	June	YTD	Remaining Budget
Activity#	Plan							
202450	\$ 20,000	General	\$ -	\$ -	\$ 1,357	\$ 110	\$ 1,467	\$ 18,533
202451	15,000	Discharge Permit	-	-	-	-	-	15,000
202452								-
								-
\$ 35,000			\$ -	\$ -	\$ 1,357	\$ 110	\$ 1,467	\$ 33,533

General Fund Legal Expenditures

2024 Budget		Project	Q1	April	May	June	YTD	Remaining Budget
Activity#	Plan							
902450	\$ 30,000	General	\$ 5,503	\$ 2,158	\$ 2,705	\$ 4,119	\$ 14,483	\$ 15,517
902451	25,000	Town of Crested Butte - ATAD Treatment Plant	-	506	-	-	506	24,495
902452								-
								-
\$ 55,000			\$ 5,503	\$ 2,663	\$ 2,705	\$ 4,119	\$ 14,989	\$ 40,011

MT CRESTED BUTTE WATER & SANITATION DISTRICT
Water Billing: \$ and Gallons(000)

	\$ Billed 2021	\$ Billed 2022	\$ Billed 2023	\$ Billed 2024		Gallons Used (000) 2021	Gallons Used (000) 2022	Gallons Used (000) 2023	Gallons Used (000) 2024	\$ +/- 2022-2021	\$ +/- 2023-2022	\$ +/- 2024-2023
JAN	\$ 123,763.96	\$ 132,850.21	\$ 144,088.07	\$169,743.52	JAN	6,008	6,627	6,993	8,829	\$ 9,086.25	\$ 11,237.86	\$ 25,655.45
FEB	123,331.00	135,950.03	145,777.33	\$163,269.21	FEB	6,770	7,387	7,204	7,166	\$ 12,619.03	\$ 9,827.30	\$ 17,491.88
MAR	126,026.75	135,478.37	145,385.27	\$179,436.37	MAR	7,043	7,467	7,052	9,114	\$ 9,451.62	\$ 9,906.90	\$ 34,051.10
APR	118,923.50	127,769.41	137,174.97	\$152,925.20	APR	3,632	3,050	3,475	3,920	\$ 8,845.91	\$ 9,405.56	\$ 15,750.23
MAY	119,506.85	129,465.28	136,517.64	\$151,103.04	MAY	3,013	2,770	2,876	3,169	\$ 9,958.43	\$ 7,052.36	\$ 14,585.40
JUN	154,760.91	169,098.95	155,036.55	\$177,091.09	JUN	11,590	11,753	8,053	8,508	\$ 14,338.04	\$ (14,062.40)	\$ 22,054.54
JUL	171,345.23	167,289.71	208,339.96		JUL	15,709	12,785	17,686		\$ (4,055.52)	\$ 41,050.25	
AUG	151,927.65	165,487.77	207,934.20		AUG	11,813	11,905	16,691		\$ 13,560.12	\$ 42,446.43	
SEP	147,634.10	155,882.29	171,859.95		SEP	10,519	9,923	11,177		\$ 8,248.19	\$ 15,977.66	
OCT	120,369.91	131,117.77	145,751.79		OCT	3,809	4,151	4,736		\$ 10,747.86	\$ 14,634.02	
NOV	120,081.93	128,730.12	142,934.17		NOV	2,463	3,325	3,608		\$ 8,648.19	\$ 14,204.05	
DEC	122,656.95	130,350.05	143,070.65		DEC	5,685	4,782	4,813		\$ 7,693.10	\$ 12,720.60	
	\$ 1,600,328.74	\$ 1,709,469.96	\$ 1,883,870.55	\$ 993,568.43		88,054	88,054	85,925	40,706	\$ 109,141.22	\$ 174,400.59	\$ 129,588.60



June 2024 Cash Expenditure Report

Date	Check Number	Payee or Description	Check Amount	
6/3/2024	5312401	COLORADO STATE TAXES	4,132.00	PAYROLL EXPENSE
6/3/2024	5312402	CRA 401a	7,116.72	PAYROLL EXPENSE
6/3/2024	5312403	CRA 457b	3,363.00	PAYROLL EXPENSE
6/3/2024	5312404	FEDERAL WITHHOLDING TAXES	15,047.83	PAYROLL EXPENSE
6/3/2024	5312405	CO EMPLOYER BENEFIT TRUST CEPT	33,624.30	EMPLOYEE INSURANCE
6/4/2024	92201	DIRECT DEPOSIT TOTAL	35,601.47	PAYROLL EXPENSE
6/5/2024	18397	ROCKY HIGH CLEANING SERVICES	560.00	
6/6/2024	4	ACH MAINT FEES CBOC MISC W & WW - NOW	111.70	
6/11/2024	1	Transfer Money to COLOTRUST Operations 7287	600,000.00	TRANSFER TO COLOTRUST
6/14/2024	18398	ACZ LABORATORIES, INC	740.90	
6/14/2024	18399	ALAN WARTES MEDIA	228.60	
6/14/2024	18400	ALL WATER SUPPLY, LLC	167.70	
6/14/2024	18401	AMAZON CAPITAL SERVICES	1,179.13	SAFETY, OFFICE EXPENSE, OP SUPPLIES, REPAIR & MAINT, EDUCATION
6/14/2024	18402	ARNIE BUTLER & ASSOCIATES	4,000.00	CONSULTANTS 902430
6/14/2024	18403	ATMOS ENERGY	2,464.52	UTILITIES
6/14/2024	18404	BASS PRO SHOPS	301.85	
6/14/2024	18405	CAROLLO ENGINEERS	728.25	CONSULTANTS 202432
6/14/2024	18406	CARQUEST - MONTY'S AUTO PARTS	103.88	
6/14/2024	18407	CASELLE, INC.	1,087.00	IT SERVICES
6/14/2024	18408	COLORADO ANALYTICAL LAB, INC.	396.00	
6/14/2024	18409	CONSOLIDATED ELECTRICAL DISTRIBUTORS	545.18	
6/14/2024	18410	CRESTED BUTTE ACE HARDWARE	871.44	
6/14/2024	18411	CRESTED BUTTE NEWS INC	934.75	
6/14/2024	18412	DANA KEPNER COMPANY	2,437.43	IT SERVICES
6/14/2024	18413	DEMERSON, DUSTY	75.00	
6/14/2024	18414	DUFFORD, WALDECK, MILBURN & KROHN, LLP	5,688.00	LEGALS 102451 \$2,520.00, CAP IMP - W 10240305 \$3,168.00
6/14/2024	18415	ELAN FINANCIAL SERVICES	-	VOID CHECK
6/14/2024	18416	ENERGY LABORATORIES, INC.	309.00	
6/14/2024	18417	FASTENAL COMPANY	1,376.70	OP SUPPLIES
6/14/2024	18418	FISHER SCIENTIFIC	131.57	
6/14/2024	18419	GRAINGER	364.12	
6/14/2024	18420	GUNNISON COUNTY ELECTRIC ASSOC	19,273.43	UTILITIES
6/14/2024	18421	HACH COMPANY	1,175.35	LAB SUPPLIES
6/14/2024	18422	HDR, INC.	9,257.50	CONSULTANTS 102432 \$8,715.00, DEVELOPER DEPOSITS \$542.50
6/14/2024	18423	JVA, INCORPORATED	940.00	DEVELOPER DEPOSIT
6/14/2024	18424	LAW OF THE ROCKIES, LLC	4,393.50	LEGALS 005130 \$4,118.50, LEGALS 202450 \$110.00, DEVELOPER DEPOSITS \$165.00
6/14/2024	18425	MCDONALD ASPHALT PAVING	51,480.00	REPAIR & MAINT

June 2024 Cash Expenditure Report

Date	Check Number	Payee or Description	Check Amount	
6/14/2024	18426	NAPA - LAUDICK AUTO PARTS INC	368.90	
6/14/2024	18427	PAPER-CLIP LLC	33.94	
6/14/2024	18428	PROFESSIONAL DOCUMENT SOLUTION, INC.	150.72	
6/14/2024	18429	ROCKY MTN TREES & LANDSCAPING	485.97	SCHEDULED REPAIR 102442
6/14/2024	18430	TOWN OF CRESTED BUTTE	55,561.00	REPAIR & MAINT - ATAD (CONTROL PANEL FOR CENTRIFUGE)
6/14/2024	18431	UTILITY NOTIFICATION CENTER OF COLORADO	37.39	
6/14/2024	18432	WASTE MANAGEMENT CORPORATE SER, INC	400.28	
6/14/2024	6142401	BROWN, BRIAN	100.00	
6/14/2024	6142402	FERRELL, JONATHAN D.	100.00	
6/14/2024	6142403	GRINDLAY, NANCY R.	100.00	
6/14/2024	6142404	O'BRIEN, JENNIFER	100.00	
6/14/2024	6142405	WOOLF, NANCY C.	100.00	
6/14/2024	6142406	SPECTRUM - CHARTER COMMUNICATIONS	209.98	
6/14/2024	6142407	WRIGHT EXPRESS FLEET SVC	1,944.72	FUEL
6/14/2024	6142408	CENTURYLINK	446.40	
6/14/2024	6142409	ELAN FINANCIAL SERVICES	6,492.29	IT SERVICES, OFFICE EXPENSE, EDUCATION, OP SUPPLIES, PERMITS, REPAIR & MAINT, SCHEDULED REPAIR 145225 \$3,634.36
6/18/2024	2	NSF RETURNED PAYMENT FEE FOR ELK RIDGE III, CK #70	9.00	
6/18/2024	92202	DIRECT DEPOSIT TOTAL	35,653.74	PAYROLL EXPENSE
6/18/2024	6182401	CRA 401a	7,050.35	PAYROLL EXPENSE
6/18/2024	6182402	CRA 457b	3,141.75	PAYROLL EXPENSE
6/18/2024	6182403	FEDERAL WITHHOLDING TAXES	15,236.32	PAYROLL EXPENSE
6/19/2024	6192401	XTREAMINTERNET	318.00	
6/28/2024	18433	AMAZON CAPITAL SERVICES	427.22	OFFICE EXPENSE, OP SUPPLIES, SAFETY
6/28/2024	18434	CENTURY EQUIPMENT COMPANY	1,959.82	VEHICLE EXPENSE - BACKHOE
6/28/2024	18435	CITY OF GUNNISON	100.00	
6/28/2024	18436	COLORADO ANALYTICAL LAB, INC.	396.00	
6/28/2024	18437	CONSOLIDATED ELECTRICAL DISTRIBUTORS	32.54	
6/28/2024	18438	DOTTYS REPAIR	2,197.62	VEHICLE EXPENSE - SLUDGE TRUCK
6/28/2024	18439	EMPLOYERS COUNCIL SERVICES, INC.	3,800.00	MEMBERSHIP DUES
6/28/2024	18440	ENVIRONMENTAL RESOURCE ASSOC	1,195.27	LAB SUPPLIES
6/28/2024	18441	FASTENAL COMPANY	112.20	
6/28/2024	18442	HACH COMPANY	501.85	
6/28/2024	18443	HVM SECURITY	3.66	
6/28/2024	18444	NALCO	13,038.31	CHEMICALS
6/28/2024	18445	ROCKY MOUNTAIN FRAMES & TROPHIES	150.50	
6/28/2024	18446	STANFORD COMPUTER & TECHNICAL SERVICES	120.00	

June 2024 Cash Expenditure Report

Date	Check Number	Payee or Description	Check Amount
6/28/2024	18447	TUCK COMMUNICATION SERVICES, INC.	59.50
6/28/2024	18448	WEST ELK WINDSHIELDS	380.00
6/28/2024	18449	WESTERN SLOPE FIRE & SAFETY	150.00
6/28/2024	6282401	SPECTRUM - CHARTER COMMUNICATIONS	279.97
6/28/2024	6282402	UPS	150.22
6/28/2024	6282403	XTREAMINTERNET	318.00
			<hr/>
			<u>\$ 963,621.25</u>